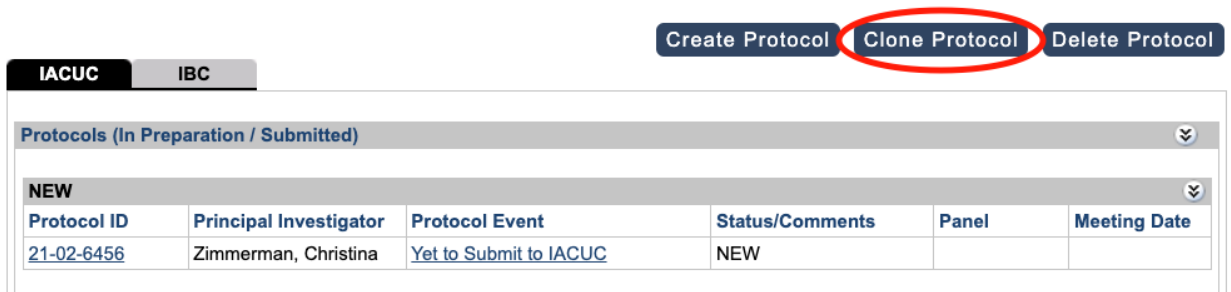


Clone (Copy) a Protocol

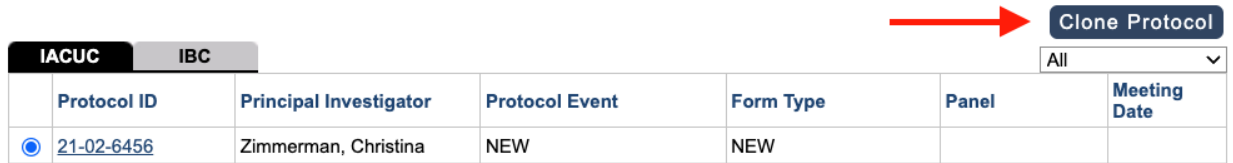
1. Log into [eProtocol](#) with your net ID and password
2. Click on the **IACUC** tab to see your investigator Homepage for IBC submissions.



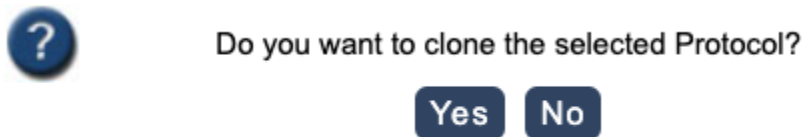
3. Click on the **Clone Protocol** button.



4. Select the protocol to clone using the radio button next to the Protocol ID and click on the **Clone Protocol** button.



5. Click on the **Yes** button in the popup that appears.



6. eProtocol will return you to the Investigator Homepage and on it will be a note providing the protocol number of the new protocol that was created by cloning the protocol that was selected. For example: [Protocol 23-01-7958 is created by cloning protocol 20-01-5444.](#)